


FOR THE BEST EXPERIENCE

ROTATE
YOUR PHONE

PM REC BRICK



Dimensions

Length - 200MM

Width - 100MM

Thick - 60MM

1 Sq.ft = 4.50pcs

SK PM_REC BRICK



Material :- Heavy Concrete

Size :- 200x100mm

Thick :- 60/80mm

Strength :- M35 or custom

Unit/sqft :- 4.5

Color :- Red, Black, Yellow, Grey & more

Surface :- Matte/Glossy/Shot Blasted

**Usage :- Landscaping | Flooring | Paving,
Residential etc.**



FOLLOW US:




More Info: www.skpaverblockwala.com

SK PM_REC BRICK_Variant



CC - YY



CC - BB



CC - RR



CC - GG

GG |PM_REC| GG




GG |PM_REC| BB




FOLLOW US:



More Info: www.skpaverblockwala.com



BB |PM_REC| YY



FOLLOW US:



More Info: www.skpaverblockwala.com

GG |PM_REC| RR




FOLLOW US:




More Info: www.skpaverblockwala.com

BB |PM_REC| BB



RR |PM_REC| YY

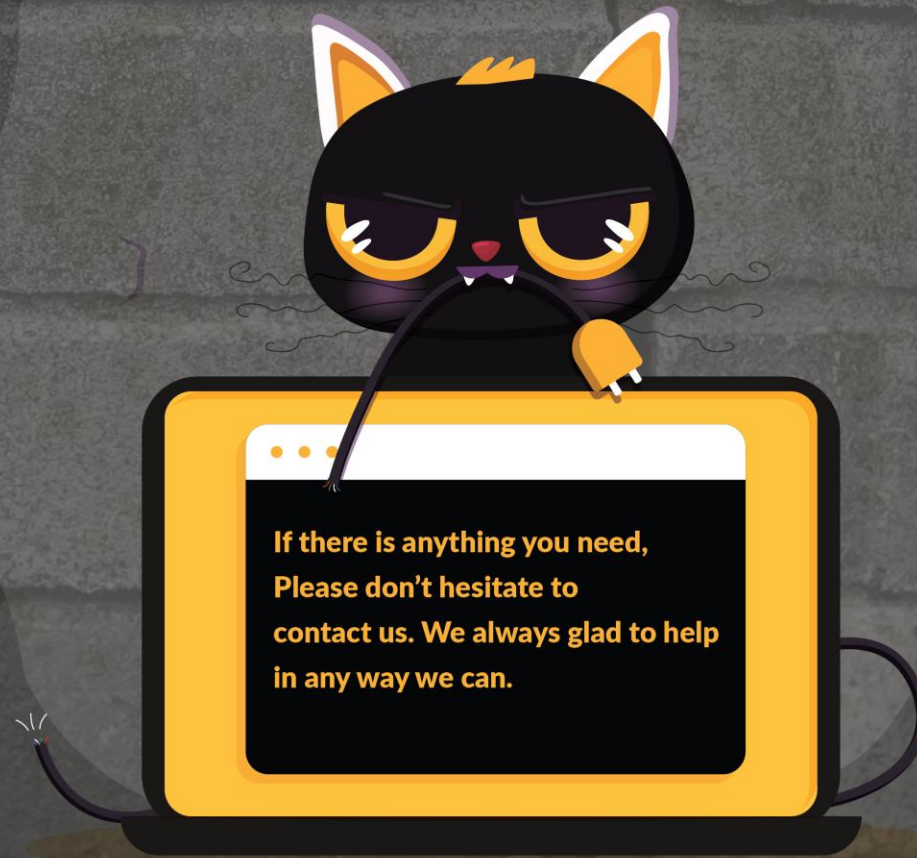


YY |PM_REC| YY



OOPS!

You didn't find what you were looking for?




FOLLOW US:



More Info: www.skpaverblockwala.com

CONTACT US

SCAN THE
QR CODE TO
REACH US VIA
WHATSAPP



+91 8898 40 5544



info@skpaverblockwala.com



+91 8898 40 5544



www.skpaverblockwala.com



Office/Factory Unit 1

Plot. 03, Jari Mari Aai Temple, Tembhode Village, Near Tembhode Stop, New Panvel - Navi Mumbai Maharashtra 410208

Factory - Unit 2

Plot. 02, Opp. Sai Baba Temple, Tembhode Village, Near Nevali Stop, New Panvel - Navi Mumbai Maharashtra 410208

FOLLOW US:



More Info: www.skpaverblockwala.com